

MS 221 - MS 223



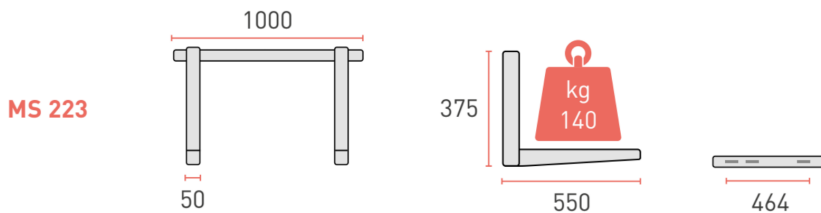
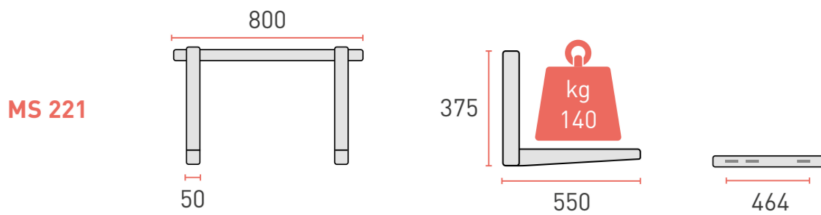
SLIDING BRACKETS

- Sliding
- ▶ Frontal hook
- Crossbar

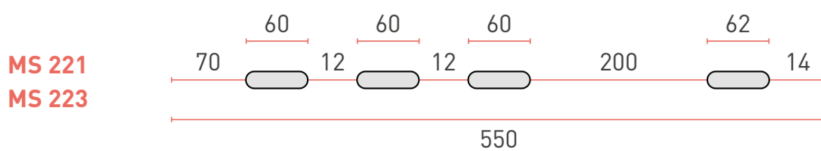
MENSOLE SCORREVOLI

- Scorrevole
- ▶ Aggancio frontale
- Barra a muro

DIMENSIONS AND LOADING CAPACITY



BRACKET DRILLING DIAGRAM



Adjustable rear foot



Wall fixing kit



Insulating washers



Levelling system

MATERIALS AND TREATMENT

Materials: electro-galvanised steel plate

Treatment: epoxy resins in polyester for outdoor

Colour: Ral 9002

Joint: high resistant screw M6×70 8.8

Adjustment: 2 adjustable gummy polypropilene feet (patented)

Equipped with: level to adjust the wall bar

LOAD CAPACITY

Domestic use: 140 kg

Contract use: 84 kg

Load testing weight: 420 kg

BOX

Pack: carton box

Pieces: 1

MS 221

Pack dimensions:

90×95×800 mm

Case weight: 4.84 kg

MS 223

Pack dimensions:

90×95×1060 mm

Case weight: 5 kg

PALLET

MS 221

Pallet dimensions:

120×80×100 cm

Pieces per pallet:

117

Pallet total weight:

540 kg

MS 223

Pallet dimensions:

106×106×100 cm

Pieces per pallet:

108

Pallet total weight:

600 kg